












Thread Conversion Chart

BFC1002 - Safari Series - Leopard

ADMELODY RAYON	Color	ARC RAY	ARC POLY	Maderia	RA Rayon	RA Poly	Sulky
163	 Creamy White	857	814	1149	2604	5761	1082
226	 White	015	010	1005	2297	5597	1001
227	 Black	020	020	1000	2296	5596	1005
240	 Spruce Green	324	240	1397	2734	5755	1162
251	 Tropical Green	534	450	1280	2451	5748	1230
260	 Clear Green	320	5557	1251	5540	2240	1049
271	 Fresh Green	0	983	1049	2321	5621	1104
277	 Leaf Green	434	992	1250	2607	5812	1079
277	 Leaf Green	434	992	1250	2607	5812	1079
327	 Dark Oak	144	5558	1336	2251	5777	1170
335	 Prairie Wheat	623	620	1273	2604	5564	1055

This thread chart is copyrighted by BFC Creations and is for your sole use. You may not sell or share this chart. Thank you. Suz